

SHIRAM TRANSPORT FINANCE COMPANY LIMITED - NCD ISSUE 2019 (NCD-TRANCH III)

Offer by Tranche - III: Prospectus of 70,00,000 NCDs of Rs 1000/- each

BASIS OF ALLOCATION - FOR CORPORATE PORTION (NON INSTITUTIONAL INVESTORS)

Subscription List: Opening Date

7-Jan-2019



Subscription List: Closing Date

31-Jan-2019

Sr. No.	Header	% of Debentures
1	No. of allottees per Rs.1 lakh of offer	0.051
2	Subscription as multiple of offer	0.103

Sr. No.	Header	No. of Debentures	Face Value	Issue Price	Amount (Face Value)
1	Debentures issued vide Tranche - III Prospectus dated 27-01-2019	7000000	1000.00	1000.00	7000000000.00
2	Net quantum available for allotment (10% of Net Public Offer)	700000	1000.00	1000.00	700000000.00
3	Subscription Received	72282	1000.00	1000.00	72282000.00
4	Unsubscribed Debentures in this category to be carried forward to Category IV	627718	1000.00	1000.00	627718000.00


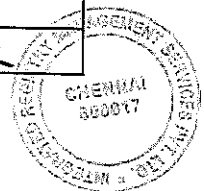
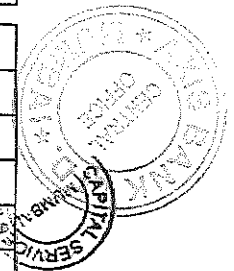

Sr. No.	No. of Debentures applied for (Category wise)	Applications Received		Debentures Applied		Proportionate Debentures available	Allocation per		Ratio of		Serial No. of Qualifying applicants	Successful		Debentures		No. of Debentures Surplus/Deficit % [7]-[14]
		No. in Category	% To Total	No. in Category	% To Total		Before rounding off	After Rounding off	Ratio 1	Ratio 2		No. in category	% To Total	No. in Category	% To Total	
[1]	[2]	[3]	[4]	[5]	[6]	[7]	[8]	[9]	[10]	[11]	[12]	[13]	[14]	[15]	[16]	[17]
1	10	1	2.70	10	0.01	97	10.00	10	1	1	FIRM	1	2.70	10	0.01	87
2	30	1	2.70	30	0.04	291	30.00	30	1	1	FIRM	1	2.70	30	0.04	261
3	100	4	10.81	400	0.55	3874	100.00	100	1	1	FIRM	4	10.81	400	0.55	3,474
4	125	1	2.70	125	0.17	1211	125.00	125	1	1	FIRM	1	2.70	125	0.17	1,086
5	142	1	2.70	142	0.20	1375	142.00	142	1	1	FIRM	1	2.70	142	0.20	1,233
6	250	2	5.41	500	0.69	4842	250.00	250	1	1	FIRM	2	5.41	500	0.69	4,342
7	300	1	2.70	300	0.42	2505	300.00	300	1	1	FIRM	1	2.70	300	0.42	2,605
8	375	1	2.70	375	0.52	3632	375.00	375	1	1	FIRM	1	2.70	375	0.52	3,257
9	400	1	2.70	400	0.55	3874	400.00	400	1	1	FIRM	1	2.70	400	0.55	3,474
10	450	2	5.41	900	1.25	8716	450.00	450	1	1	FIRM	2	5.41	900	1.25	7,816
11	500	8	21.62	4000	5.53	38737	500.00	500	1	1	FIRM	8	21.62	4000	5.53	34,737
12	1000	6	16.22	6000	8.30	58106	1000.00	1000	1	1	FIRM	6	16.22	6000	8.30	52,106
13	1500	1	2.70	1500	2.08	14526	1500.00	1500	1	1	FIRM	1	2.70	1500	2.08	13,026
14	2000	1	2.70	2000	2.77	19369	2000.00	2000	1	1	FIRM	1	2.70	2000	2.77	17,369



Sr. No.	No. of Debentures applied for (Category wise)	Applications Received		Debentures Applied		Proportionate Debentures available	Allocation per		Ratio of		Serial No. of Qualifying applicants	Successful		Debentures		No. of Debentures Surplus/Deficit [7]-[14]
		No. in Category	% To Total	Nos in Category	% To Total		Before rounding off	After Rounding off	Ratio 1	Ratio 2		No.s in category	% To Total	No.s in Category	% To Total	
15	2100	1	2.70	2100	2.91	20337	2100.00	2100	1	1	FIRM	1	2.70	2100	2.91	19,237
16	2500	1	2.70	2500	3.46	24211	2500.00	2500	1	1	FIRM	1	2.70	2500	3.46	21,711
17	5000	1	2.70	5000	6.92	48421	5000.00	5000	1	1	FIRM	1	2.70	5000	6.92	43,421
18	6000	1	2.70	6000	8.30	58105	6000.00	6000	1	1	FIRM	1	2.70	6000	8.30	52,105
19	10000	1	2.70	10000	13.83	95843	10000.00	10000	1	1	FIRM	1	2.70	10000	13.83	86,843
20	30000	1	2.70	30000	41.50	290529	30000.00	30000	1	1	FIRM	1	2.70	30000	41.50	2,60,529
GRAND TOTAL		37	100.00	72282	100.00	708000						37	100.00	72282	100.00	6,27,718

BSE Limited	Exchange	Name	Signature
Shriram Transport Finance Company Limited	Issuer	Name VIVEK ACHARYA	Signature
Axis Bank Limited	Lead Manager	Name SHOBESH S. B. CHAKRABARTY	Signature
AK Capital Services Limited	Lead Manager	Name KRISH SANGHVI	Signature
Edehweiss Financial Services Limited	Lead Manager	Name VIKRAM PAI	Signature
J M Financial Limited	Lead Manager	Name Gitesh Varganwal	Signature
Trust Investment Advisors Private Limited	Lead Manager	Name Vikram Thirani	Signature
Integrated Registry Management Services Private Limited	Registrar	Name SURESH BABU . K	Signature

DATE : FEBRUARY 5, 2019



Basis 3

SHRIRAM TRANSPORT FINANCE COMPANY LIMITED - NCD ISSUE 2019 (NCD8- TRANCH III)

Offer by Tranche - III Prospectus of 70,00,000 NCDs of Rs 1000/- each

BASIS OF ALLOCATION - FOR INDIVIDUALS APPLYING FOR MORE THAN RS.10,00,000/- (HNI) - FIRM ALLOTMENT

Subscription List Opening Date

17-Jan-2019




Subscription List Closing Date

31-Jan-2019

Sr. No.	Header	% of Debentures
1	No. of allottees per Rs 1 Lakh of offer	0.010
2	Subscription as multiple of offer	0.232

Sr. No.	Header	No. of Debentures	Face Value	Issue Price	Amount (Face Value)
1	Debentures issued vide Tranche - III Prospectus dated 27-12-2019	7000000	1000.00	1000.00	7000000000.00
2	Net quantum available for allotment (60% of Net Public Offer)	2800000	1000.00	1000.00	2800000000.00
3	Subscription received	649893	1000.00	1000.00	649893000.00
4	Unsubscribed Debentures in this category to be carried forward to Category IV	2150197	1000.00	1000.00	2150197000.00

Sr. No.	No. of Debentures applied for (Category wise)	Applications Received		Debentures Applied		Proportionate Debentures available	Allocation per Applicant		Allottees to applicants		Serial No. of Qualifying Applicants	Successful Applicants		Debentures Allotment/Allotted		No. of Debentures Surplus/Deficit
		No. In Category	% To Total	No. In Category	% To Total		Before rounding off	After Rounding off	Ratio 1	Ratio 2		No. in Category	% To Total	No. in Category	% To Total	
[1]	[2]	[3]	[4]	[5]	[6]	[7]	[8]	[9]	[10]	[11]	[12]	[13]	[14]	[15]	[16]	[17]
1	10	1	0.37	10	0.00	43	10.00	10	1	1 FIRM	1	0.37	10	0.00	33	
2	300	1	0.37	100	0.02	431	100.00	100	1	1 FIRM	1	0.37	100	0.02	331	
3	300	5	1.83	1500	0.23	6463	300.00	300	1	1 FIRM	5	1.83	1500	0.23	4963	
4	400	2	0.73	800	0.12	3447	400.00	400	2	1 FIRM	2	0.73	800	0.12	2647	
5	500	13	4.76	6500	1.00	28008	500.00	500	1	1 FIRM	13	4.76	6500	1.00	21508	
6	600	5	1.83	3000	0.46	12927	600.00	600	1	1 FIRM	5	1.83	3000	0.46	9527	
7	700	2	0.73	1400	0.22	6033	700.00	700	1	1 FIRM	2	0.73	1400	0.22	4633	
8	800	1	0.37	800	0.12	3447	800.00	800	1	1 FIRM	1	0.37	800	0.12	2647	
9	900	2	0.73	1800	0.28	7756	900.00	900	2	1 FIRM	2	0.73	1800	0.28	5956	
10	1000	24	8.79	24000	3.69	303416	1000.00	1000	1	1 FIRM	24	8.79	24000	3.69	79416	
11	1001	8	2.93	8008	1.23	34506	1001.00	1001	1	1 FIRM	8	2.93	8008	1.23	26498	
12	1010	1	0.37	1010	0.16	4417	1010.00	1010	1	1 FIRM	1	0.37	1010	0.16	3392	
13	1025	1	0.37	1025	0.16	4352	1025.00	1025	1	1 FIRM	1	0.37	1025	0.16	3392	
14	1050	3	1.10	3150	0.48	13573	1050.00	1050	1	1 FIRM	3	1.10	3150	0.48	20423	
15	1053	1	0.37	1053	0.16	4537	1053.00	1053	1	1 FIRM	1	0.37	1053	0.16	3484	
16	1083	1	0.37	1083	0.17	4667	1083.00	1083	1	1 FIRM	1	0.37	1083	0.17	3594	
17	1100	4	1.47	4400	0.68	18960	1100.00	1100	1	1 FIRM	4	1.47	4400	0.68	14560	
18	1125	1	0.37	1125	0.17	4955	1125.00	1125	1	1 FIRM	1	0.37	1125	0.17	3723	
19	1150	1	0.37	1150	0.18	4958	1150.00	1150	1	1 FIRM	1	0.37	1150	0.18	3805	
20	1153	1	0.37	1153	0.18	4958	1153.00	1153	1	1 FIRM	1	0.37	1153	0.18	3815	



Basis 3

SHRIRAM TRANSPORT FINANCE COMPANY LIMITED - NCD ISSUE 2019 (NCD8- TRANCH III)

Offer by Tranche - III Prospectus of 70,00,000 NCDs of Rs 1000/- each

BASIS OF ALLOCATION - FOR INDIVIDUALS APPLYING FOR MORE THAN RS.10,00,000/- (HNI) - FIRM ALLOTMENT

Subscription List Opening Date

17-Jan-2019




Subscription List Closing Date

31-Jan-2019

Sr. No.	Header	% of Debentures
1	No. of allottees per Rs 1 Lakh of offer	0.010
2	Subscription as multiple of offer	0.232

Sr. No.	Header	No. of Debentures	Face Value	Issue Price	Amount (Face Value)
1	Debentures issued vide Tranche - III Prospectus dated 27-12-2019	7000000	1000.00	1000.00	7000000000.00
2	Net quantum available for allotment (60% of Net Public Offer)	2830000	1000.00	1000.00	2830000000.00
3	Subscription received	649893	1000.00	1000.00	649893000.00
4	Unsubscribed Debentures in this category to be carried forward to Category IV	2150197	1000.00	1000.00	2150197000.00


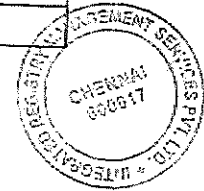


Sr. No.	No. of Debentures applied for (Category wise)	Applications Received		Debentures Applied		Proportionate Debentures available	Allocation per Applicant		Allottees to applicants		Serial No. of Qualifying Applicants	Successful Applicants		Debentures Allotment/Allotted		No. of Debentures Surplus/Deficit
		No. In Category	% To Total	No. In Category	% To Total		Before rounding off	After Rounding off	Ratio 1	Ratio 2		No. in Category	% To Total	No. in Category	% To Total	
[1]	[2]	[3]	[4]	[5]	[6]	[7]	[8]	[9]	[10]	[11]	[12]	[13]	[14]	[15]	[16]	[17]
1	10	1	0.37	10	0.00	43	10.00	10	1	1 FIRM	1	0.37	10	0.00	33	
2	300	1	0.37	100	0.02	431	100.00	100	1	1 FIRM	1	0.37	100	0.02	331	
3	300	5	1.83	1500	0.23	6463	300.00	300	1	1 FIRM	1	0.37	1500	0.23	4,963	
4	400	2	0.73	800	0.12	3447	400.00	400	2	1 FIRM	2	0.73	800	0.12	2,647	
5	500	13	4.76	6500	1.00	28008	500.00	500	1	1 FIRM	13	4.76	6500	1.00	21,508	
6	600	5	1.83	3000	0.46	12927	600.00	600	1	1 FIRM	5	1.83	3000	0.46	9,927	
7	700	2	0.73	1400	0.22	6033	700.00	700	1	1 FIRM	2	0.73	1400	0.22	4,633	
8	800	1	0.37	800	0.12	3447	800.00	800	1	1 FIRM	1	0.37	800	0.12	2,647	
9	900	2	0.73	1800	0.28	7756	900.00	900	2	1 FIRM	2	0.73	1800	0.28	5,956	
10	1000	24	8.79	24000	3.69	303416	1000.00	1000	1	1 FIRM	24	8.79	24000	3.69	79,416	
11	1001	8	2.93	8008	1.23	34506	1001.00	1001	1	1 FIRM	8	2.93	8008	1.23	26,498	
12	1010	1	0.37	1010	0.16	4352	1010.00	1010	1	1 FIRM	1	0.37	1010	0.16	3,392	
13	1025	1	0.37	1025	0.16	4352	1025.00	1025	1	1 FIRM	1	0.37	1025	0.16	3,392	
14	1050	3	1.10	3150	0.48	13573	1050.00	1050	1	1 FIRM	3	1.10	3150	0.48	10,423	
15	1053	1	0.37	1053	0.16	4537	1053.00	1053	1	1 FIRM	1	0.37	1053	0.16	3,484	
16	1083	1	0.37	1083	0.17	4667	1083.00	1083	1	1 FIRM	1	0.37	1083	0.17	3,594	
17	1100	4	1.47	4400	0.68	18960	1100.00	1100	1	1 FIRM	4	1.47	4400	0.68	14,560	
18	1125	1	0.37	1125	0.17	4955	1125.00	1125	1	1 FIRM	1	0.37	1125	0.17	3,723	
19	1150	1	0.37	1150	0.18	4958	1150.00	1150	1	1 FIRM	1	0.37	1150	0.18	3,805	
20	1153	1	0.37	1153	0.18	4958	1153.00	1153	1	1 FIRM	1	0.37	1153	0.18	3,815	



Sr. No.	No. of Debentures applied for (Category wise)	Applications Received		Debentures Applied		Proportionate Debentures available	Allocation per Applicant		Allottees to applicants		Serial No. of Qualifying applicants	Successful Applicants		Debentures Allotted/allocated		No. of Debentures Surplus/Deficit (7F-124)
		No. in Category	% To Total	Nos in Category	% To Total		Before rounding off	After Rounding off	Ratio 1	Ratio 2		No. in category	% To Total	Nos in Category	% To Total	
21	1300	8	2.93	9900	1.48	41355	1200.00	1200	1	1	FIRM	8	2.93	9600	1.48	31.755
22	1212	1	0.37	1213	0.19	5227	1213.00	1213	1	1	FIRM	1	0.37	1213	0.19	4.014
23	1241	1	0.37	1241	0.19	5347	1241.00	1241	1	1	FIRM	1	0.37	1241	0.19	4.106
24	1250	3	1.10	3750	0.58	16159	1250.00	1250	1	1	FIRM	3	1.10	3750	0.58	12.409
25	1289	1	0.37	1289	0.20	5554	1289.00	1289	1	1	FIRM	1	0.37	1289	0.20	4.265
26	1300	5	1.63	6500	1.00	28006	1300.00	1300	1	1	FIRM	5	1.63	6500	1.00	27.506
27	1400	1	0.37	1400	0.22	6278	1400.00	1400	1	1	FIRM	1	0.37	1400	0.22	4.633
28	1457	1	0.37	1457	0.22	6023	1457.00	1457	1	1	FIRM	1	0.37	1457	0.22	4.821
29	1500	55	20.15	82500	12.70	355492	1500.00	1500	1	1	FIRM	55	20.15	82500	12.70	2.72.992
30	1600	1	0.37	1600	0.25	6694	1600.00	1600	1	1	FIRM	1	0.37	1600	0.25	5.294
31	1700	5	1.83	8500	1.31	39626	1700.00	1700	1	1	FIRM	5	1.83	8500	1.31	28.126
32	1800	2	0.73	3600	0.55	15512	1800.00	1800	1	1	FIRM	2	0.73	3600	0.55	11.912
33	2000	39	14.25	78000	12.00	336102	2000.00	2000	1	1	FIRM	39	14.25	78000	12.00	2.58.102
34	2100	2	0.73	4200	0.65	18098	2100.00	2100	1	1	FIRM	2	0.73	4200	0.65	13.496
35	2395	1	0.37	2395	0.37	10329	2395.00	2395	1	1	FIRM	1	0.37	2395	0.37	7.325
36	2500	27	9.89	67500	10.39	290357	2500.00	2500	1	1	FIRM	27	9.89	67500	10.39	2.23.357
37	2692	1	0.37	2692	0.41	11596	2692.00	2692	1	1	FIRM	1	0.37	2692	0.41	8.905
38	2700	3	1.10	8100	1.25	34503	2700.00	2700	1	1	FIRM	3	1.10	8100	1.25	26.803
39	2800	1	0.37	2800	0.43	12065	2800.00	2800	1	1	FIRM	1	0.37	2800	0.43	5.265
40	3000	6	2.20	18000	2.77	77562	3000.00	3000	1	1	FIRM	6	2.20	18000	2.77	59.562
41	4000	2	0.73	8000	1.23	34472	4000.00	4000	1	1	FIRM	2	0.73	8000	1.23	26.473
42	4500	1	0.37	4500	0.69	19390	4500.00	4500	1	1	FIRM	1	0.37	4500	0.69	14.890
43	4800	13	4.76	65000	10.00	20683	4800.00	4800	1	1	FIRM	13	4.76	65000	10.00	2.15.685
44	5000	1	0.37	5000	0.78	28085	5000.00	5000	1	1	FIRM	1	0.37	5000	0.78	16.876
45	5100	2	0.37	9000	1.39	21976	5100.00	5100	1	1	FIRM	2	0.37	9000	1.39	29.781
46	10000	8	2.93	80000	12.31	344720	10000.00	10000	1	1	FIRM	8	2.93	80000	12.31	2.64.720
47	12500	1	0.37	12500	1.92	53862	12500.00	12500	1	1	FIRM	1	0.37	12500	1.92	41.362
48	17500	1	0.37	17500	2.69	75407	17500.00	17500	1	1	FIRM	1	0.37	17500	2.69	57.967
49	24000	1	0.37	24000	3.69	103416	24000.00	24000	1	1	FIRM	1	0.37	24000	3.69	79.416
50	24000	1	0.37	24000	3.69	215450	24000.00	24000	1	1	FIRM	1	0.37	24000	3.69	1.65.450
51	50000	1	0.37	50000	7.69	215450	50000.00	50000	1	1	FIRM	1	0.37	50000	7.69	21.50.197
GRAND TOTAL		273	100.00	649803	100.00	2800000	50000.00	50000	1	1	FIRM	273	100.00	649803	100.00	21.50.197

BSE Limited	Exchange	Name	Signature
Shriram Transport Finance Company Limited	Issuer	NAME VEVEK ACHARYA	Signature
Axis Bank Limited	Lead Manager	Name SHALISH S. NARAYAN	Signature
AK Capital Services Limited	Lead Manager	Name KRISH SANYAL	Signature
Edelweiss Financial Services Limited	Lead Manager	Name V. NAY. PAT	Signature
J M Financial Limited	Lead Manager	Name	Signature
Trust Investment Advisors Private Limited	Lead Manager	Name Vikram Thiruv	Signature
Integrated Registry Management Services Private Limited	Registrar	Name SURESH BABU IC	Signature

DATED: FEBRUARY 5, 2019






SHIRIRAM TRANSPORT FINANCE COMPANY LIMITED - NCD ISSUE 2019 (NCD6-TRANCH 11)	
Offer by Tranche-11 Prospectus of 70,00,000 NCDs of Rs 1000/- each	
BASIS OF ALLOCATION - FOR INDIVIDUALS APPLYING UPTO RS.10,00,000/- (RETAIL)	
Subscription List Opening Date	7-Jan-2019
Subscription List Closing Date	31-Jan-2019





Sr. No.	Header	% of Debentures
1	No. of allottees per Rs. 1 Lakh of offer	3.412
2	Subscription as multiple of offer	6.741

Sr. No.	Header	No. of Debentures	Face Value	Issue Price	Amount (Face Value)
1	Debentures issued vide Tranche - 3 Prospectus dated 27-12-2018	7000000	1000.00	1000.00	7000000000
2	Net quantum available for allotment (40% of Net Public Offer)	2800000	1000.00	1000.00	2800000000
3	Spill over from Category 1 (7,00,000 NCDs), Category 2 (627718 NCDs) Category 3 (2150197 NCDs)	3477915	1000.00	1000.00	3477915000
4	Net Quantum Available for Allotment	6277915	1000.00	1000.00	6277915000
5	Subscription received	4651104	1000.00	1000.00	4651104000
6	Under Subscription in Overall Issue	1626811	1000.00	1000.00	1626811000



Sr. No.	No. of Debentures applied for (Category wise)	Applications Received		Debentures Applied		Proportionate Debentures available	Allocation per Applicant		Ratio of Allottees to applicants		Serial No. of Qualifying applicants	Successful Applicants		Debentures Allocated/allotted		No. of Debentures Surplus/Deficit [7]-[14]
		No. in Category	% To Total	No. in Category	% To Total		Before rounding off	After Rounding off	Ratio 1	Ratio 2		No. in category	% To Total	No. in Category	% To Total	
[1]	[2]	[3]	[4]	[5]	[6]	[7]	[8]	[9]	[10]	[11]	[12]	[13]	[14]	[15]	[16]	[17]
1	10	1584	6.12	15840	0.34	21380	30.00	30	1	1	FIRM	1584	6.12	15840	0.34	5540
2	12	39	0.15	429	0.02	579	11.00	11	2	1	FIRM	39	0.15	429	0.02	150
3	12	39	0.15	396	0.01	535	12.00	12	1	1	FIRM	39	0.15	396	0.02	139
4	13	13	0.05	169	0.00	218	13.00	13	1	1	FIRM	13	0.05	169	0.00	59
5	14	11	0.04	154	0.00	206	14.00	14	1	1	FIRM	11	0.04	154	0.00	54
6	15	249	0.96	3729	0.08	5021	15.00	15	1	1	FIRM	249	0.96	3729	0.08	1301
7	16	5	0.02	80	0.00	108	16.00	16	1	1	FIRM	5	0.02	80	0.00	28
8	17	1	0.00	17	0.00	29	17.00	17	1	1	FIRM	1	0.00	17	0.00	6
9	18	4	0.02	72	0.00	97	18.00	18	1	1	FIRM	4	0.02	72	0.00	25
10	19	1	0.00	19	0.00	26	19.00	19	1	1	FIRM	1	0.00	19	0.00	7
11	20	922	3.56	18440	0.40	24890	20.00	20	1	1	FIRM	922	3.56	18440	0.40	6450
12	21	10	0.04	210	0.00	263	21.00	21	1	1	FIRM	10	0.04	210	0.00	73
13	22	8	0.03	176	0.00	238	22.00	22	1	1	FIRM	8	0.03	176	0.00	62
14	23	3	0.01	69	0.00	93	23.00	23	1	1	FIRM	3	0.01	69	0.00	24
15	24	8	0.03	192	0.00	259	24.00	24	1	1	FIRM	8	0.03	192	0.00	67
16	25	938	3.62	23450	0.50	31652	25.00	25	1	1	FIRM	938	3.62	23450	0.50	8202
17	26	4	0.02	104	0.00	140	26.00	26	1	1	FIRM	4	0.02	104	0.00	36
18	27	5	0.02	135	0.00	182	27.00	27	1	1	FIRM	5	0.02	135	0.00	47
19	28	3	0.01	84	0.00	113	28.00	28	1	1	FIRM	3	0.01	84	0.00	29
20	29	3	0.01	87	0.00	117	29.00	29	1	1	FIRM	3	0.01	87	0.00	30
21	30	841	3.25	25230	0.54	34055	30.00	30	1	1	FIRM	841	3.25	25230	0.54	8825
22	31	5	0.02	155	0.00	209	31.00	31	1	1	FIRM	5	0.02	155	0.00	54
23	32	11	0.04	352	0.01	475	32.00	32	1	1	FIRM	11	0.04	352	0.01	123
24	33	9	0.03	297	0.01	401	33.00	33	1	1	FIRM	9	0.03	297	0.01	104





Sr. No.	No. of Debentures applied for (Category wise)	Applications Received		Debentures Applied		Proportionate Debentures available	Allocation per Applicant		Ratio of Allocation to applicants		Serial No. of Qualifying applicants	Successful Applicants		Debentures Allocated/allowed		No. of Debentures Surplus/Deficit [7]-[24]
		No. in Category	% To Total	No. in Category	% To Total		Before rounding off	After Rounding off	Ratio 1	Ratio 2		No. in category	% To Total	No. in Category	% To Total	
25	34	1	0.03	34	0.00	46	34.00	34	1	1	1 FIRM	1	0.00	34	0.00	12
26	35	95	0.36	1255	0.07	4395	35.00	35	1	1	1 FIRM	93	0.36	3255	0.07	1,138
27	36	11	0.04	395	0.01	535	36.00	36	1	1	1 FIRM	11	0.04	395	0.01	139
28	37	8	0.03	295	0.01	400	37.00	37	1	1	1 FIRM	8	0.03	295	0.01	104
29	38	5	0.02	158	0.00	256	38.00	38	1	1	1 FIRM	5	0.02	156	0.00	66
30	40	607	2.34	24280	0.52	32772	40.00	40	1	1	1 FIRM	607	2.34	24280	0.52	8,692
31	41	2	0.01	52	0.00	111	41.00	41	1	1	1 FIRM	2	0.01	52	0.00	29
32	42	6	0.02	252	0.01	360	42.00	42	1	1	1 FIRM	6	0.02	252	0.01	86
33	43	1	0.00	43	0.00	58	43.00	43	1	1	1 FIRM	1	0.00	43	0.00	15
34	44	7	0.03	308	0.01	416	44.00	44	1	1	1 FIRM	7	0.03	308	0.01	108
35	45	114	0.44	5130	0.11	6624	45.00	45	1	1	1 FIRM	114	0.44	5130	0.11	1,794
36	46	5	0.02	238	0.00	310	46.00	46	1	1	1 FIRM	5	0.02	238	0.00	80
37	47	6	0.02	252	0.01	361	47.00	47	1	1	1 FIRM	6	0.02	252	0.01	99
38	48	17	0.07	816	0.02	1101	48.00	48	1	1	1 FIRM	17	0.07	816	0.02	285
39	49	28	0.11	1372	0.03	1852	49.00	49	1	1	1 FIRM	28	0.11	1372	0.03	450
40	50	3664	24.15	183200	3.94	247278	50.00	50	1	1	1 FIRM	3664	24.15	183200	3.94	64,078
41	51	11	0.04	561	0.01	757	51.00	51	1	1	1 FIRM	11	0.04	561	0.01	196
42	52	16	0.06	832	0.02	1123	52.00	52	1	1	1 FIRM	16	0.06	832	0.02	291
43	53	3	0.01	159	0.00	215	53.00	53	1	1	1 FIRM	3	0.01	159	0.00	55
44	54	6	0.02	324	0.01	437	54.00	54	1	1	1 FIRM	6	0.02	324	0.01	113
45	55	57	0.14	2035	0.04	2747	55.00	55	1	1	1 FIRM	57	0.14	2035	0.04	712
46	56	1	0.00	56	0.00	76	56.00	56	1	1	1 FIRM	1	0.00	56	0.00	20
47	58	1	0.00	58	0.00	78	58.00	58	1	1	1 FIRM	1	0.00	58	0.00	20
48	60	262	1.01	15720	0.34	21218	60.00	60	1	1	1 FIRM	262	1.01	15720	0.34	5,498
49	61	1	0.00	61	0.00	82	61.00	61	1	1	1 FIRM	1	0.00	61	0.00	24
50	62	1	0.00	62	0.00	84	62.00	62	1	1	1 FIRM	1	0.00	62	0.00	22
51	63	1	0.00	63	0.00	85	63.00	63	1	1	1 FIRM	1	0.00	63	0.00	22
52	64	1	0.00	64	0.00	86	64.00	64	1	1	1 FIRM	1	0.00	64	0.00	22
53	65	33	0.13	2145	0.05	2895	65.00	65	1	1	1 FIRM	33	0.13	2145	0.05	750
54	66	2	0.01	132	0.00	178	66.00	66	1	1	1 FIRM	2	0.01	132	0.00	46
55	67	2	0.01	134	0.00	181	67.00	67	1	1	1 FIRM	2	0.01	134	0.00	47
56	68	1	0.00	68	0.00	92	68.00	68	1	1	1 FIRM	1	0.00	68	0.00	24
57	69	3	0.01	207	0.00	279	69.00	69	1	1	1 FIRM	3	0.01	207	0.00	72
58	70	187	0.72	13090	0.28	17668	70.00	70	1	1	1 FIRM	187	0.72	13090	0.28	4,578
59	71	2	0.01	142	0.00	192	71.00	71	1	1	1 FIRM	2	0.01	142	0.00	50
60	72	10	0.04	720	0.02	972	72.00	72	1	1	1 FIRM	10	0.04	720	0.02	252
61	75	273	1.05	20475	0.44	27637	75.00	75	1	1	1 FIRM	273	1.05	20475	0.44	7,162
62	77	1	0.00	77	0.00	104	77.00	77	1	1	1 FIRM	1	0.00	77	0.00	27
63	80	159	0.62	12720	0.27	17169	80.00	80	1	1	1 FIRM	159	0.62	12720	0.27	4,449
64	81	1	0.00	81	0.00	109	81.00	81	1	1	1 FIRM	1	0.00	81	0.00	28
65	84	1	0.00	84	0.00	113	84.00	84	1	1	1 FIRM	1	0.00	84	0.00	29
66	85	15	0.06	1275	0.03	1721	85.00	85	1	1	1 FIRM	15	0.06	1275	0.03	446
67	88	1	0.00	88	0.00	119	88.00	88	1	1	1 FIRM	1	0.00	88	0.00	31
68	89	2	0.01	178	0.00	240	89.00	89	1	1	1 FIRM	2	0.01	178	0.00	62
69	90	93	0.36	8170	0.18	11258	90.00	90	1	1	1 FIRM	93	0.36	8170	0.18	2,928
70	91	2	0.01	182	0.00	246	91.00	91	1	1	1 FIRM	2	0.01	182	0.00	64
71	92	3	0.01	276	0.01	373	92.00	92	1	1	1 FIRM	3	0.01	276	0.01	97
72	95	4	0.02	372	0.01	502	95.00	95	1	1	1 FIRM	4	0.02	372	0.01	130
73	96	34	0.13	3230	0.07	4360	96.00	96	1	1	1 FIRM	34	0.13	3230	0.07	1,130
74	97	7	0.03	672	0.01	907	97.00	97	1	1	1 FIRM	7	0.03	672	0.01	235
75	98	1	0.00	97	0.00	131	98.00	98	1	1	1 FIRM	1	0.00	97	0.00	34
76	99	8	0.03	784	0.02	1058	99.00	99	1	1	1 FIRM	8	0.03	784	0.02	274
77	99	19	0.07	1881	0.04	2529	99.00	99	1	1	1 FIRM	19	0.07	1881	0.04	656
78	100	5298	20.46	529800	11.39	715106	100.00	100	1	1	1 FIRM	5298	20.46	529800	11.39	1,85,308
79	101	10	0.04	1010	0.02	1362	101.00	101	1	1	1 FIRM	10	0.04	1010	0.02	359







Sr. No.	No. of Debentures applied for (Category wise)	Applications Received		Debentures Applied		Proportionate Debentures available	Allocation per Applicant		Ratio of Allocation to applicants		Serial No. of Qualifying applicants	Successful Applicants		Debentures Allocated/allowed		No. of Debentures Surplus/Deficit [77-134]
		No. in Category	% To Total	No. in Category	% To Total		Before Rounding off	After Rounding off	Ratio 1	Ratio 2		No. in Category	% To Total	No. in Category	% To Total	
80	131	2	0.01	204	0.00	275	102.00	352	2	1	FIRM	2	0.01	204	0.00	71
81	103	1	0.00	103	0.00	139	103.00	103	1	1	FIRM	1	0.00	103	0.00	35
82	105	11	0.04	1155	0.02	1559	105.00	105	1	1	FIRM	11	0.04	1155	0.02	464
83	106	1	0.00	106	0.00	143	106.00	106	1	1	FIRM	1	0.00	106	0.00	37
84	107	2	0.01	214	0.00	289	107.00	107	1	1	FIRM	2	0.01	214	0.00	75
85	108	5	0.01	540	0.01	725	108.00	108	1	1	FIRM	5	0.02	540	0.01	159
86	110	34	0.13	3743	0.08	5048	110.00	110	1	1	FIRM	34	0.13	3743	0.08	1508
87	111	4	0.02	444	0.01	599	111.00	111	1	1	FIRM	4	0.02	444	0.01	155
88	113	1	0.00	113	0.00	153	113.00	113	1	1	FIRM	1	0.00	113	0.00	40
89	114	1	0.00	114	0.00	154	114.00	114	1	1	FIRM	1	0.00	114	0.00	40
90	115	6	0.02	690	0.02	931	115.00	115	1	1	FIRM	6	0.02	690	0.01	241
91	117	1	0.00	117	0.00	158	117.00	117	1	1	FIRM	1	0.00	117	0.00	41
92	118	2	0.00	236	0.01	319	118.00	118	1	1	FIRM	2	0.01	236	0.01	65
93	120	84	0.32	10080	0.22	13606	120.00	120	1	1	FIRM	84	0.32	10080	0.22	1526
94	122	1	0.00	122	0.00	165	122.00	122	1	1	FIRM	1	0.00	122	0.00	43
95	123	1	0.00	123	0.00	166	123.00	123	1	1	FIRM	1	0.00	123	0.00	43
96	125	68	0.26	8500	0.18	11473	125.00	125	1	1	FIRM	68	0.26	8500	0.18	2973
97	126	1	0.00	126	0.00	170	126.00	126	1	1	FIRM	1	0.00	126	0.00	44
98	127	2	0.01	254	0.01	343	127.00	127	1	1	FIRM	2	0.01	254	0.01	89
99	128	1	0.00	128	0.00	173	128.00	128	1	1	FIRM	1	0.00	128	0.00	45
100	130	47	0.18	6110	0.13	8247	130.00	130	1	1	FIRM	47	0.18	6110	0.13	2137
101	131	3	0.01	393	0.01	530	131.00	131	1	1	FIRM	3	0.01	393	0.01	137
102	132	6	0.02	792	0.02	1069	132.00	132	1	1	FIRM	6	0.02	792	0.02	277
103	133	1	0.00	133	0.00	180	133.00	133	1	1	FIRM	1	0.00	133	0.00	47
104	135	13	0.05	1755	0.04	2369	135.00	135	1	1	FIRM	13	0.05	1755	0.04	614
105	137	1	0.00	137	0.00	185	137.00	137	1	1	FIRM	1	0.00	137	0.00	48
106	140	36	0.14	5040	0.11	6803	140.00	140	1	1	FIRM	36	0.14	5040	0.11	1763
107	143	2	0.01	282	0.01	381	143.00	141	1	1	FIRM	2	0.01	282	0.01	98
108	144	1	0.00	144	0.00	194	144.00	144	1	1	FIRM	1	0.00	144	0.00	50
109	145	3	0.01	435	0.01	587	145.00	145	1	1	FIRM	3	0.01	435	0.01	152
110	146	2	0.01	292	0.01	394	146.00	146	1	1	FIRM	2	0.01	292	0.01	102
111	149	2	0.00	149	0.00	201	149.00	149	1	1	FIRM	1	0.00	149	0.00	52
112	150	819	3.16	122850	2.64	163819	150.00	150	1	1	FIRM	819	3.16	122850	2.64	42969
113	151	4	0.02	604	0.01	815	151.00	151	1	1	FIRM	4	0.02	604	0.02	211
114	153	3	0.01	459	0.01	620	153.00	153	1	1	FIRM	3	0.01	459	0.01	161
115	154	1	0.00	154	0.00	208	154.00	154	1	1	FIRM	1	0.00	154	0.00	54
116	155	6	0.02	930	0.02	1255	155.00	155	1	1	FIRM	6	0.02	930	0.02	325
117	156	2	0.01	312	0.01	421	156.00	156	1	1	FIRM	2	0.01	312	0.01	109
118	157	1	0.00	157	0.00	212	157.00	157	1	1	FIRM	1	0.00	157	0.00	55
119	160	29	0.11	4640	0.10	6263	160.00	160	1	1	FIRM	29	0.11	4640	0.10	1623
120	162	4	0.02	648	0.01	875	162.00	162	1	1	FIRM	4	0.02	648	0.02	227
121	163	1	0.00	163	0.00	220	163.00	163	1	1	FIRM	1	0.00	163	0.00	57
122	165	2	0.01	330	0.01	445	165.00	165	1	1	FIRM	2	0.01	330	0.01	115
123	168	2	0.01	336	0.01	454	168.00	168	1	1	FIRM	2	0.01	336	0.01	118
124	170	26	0.10	4420	0.10	5966	170.00	170	1	1	FIRM	26	0.10	4420	0.10	1546
125	172	1	0.00	172	0.00	231	172.00	172	1	1	FIRM	1	0.00	172	0.00	60
126	172	2	0.01	344	0.01	464	172.00	172	1	1	FIRM	2	0.01	344	0.01	120
127	173	1	0.00	173	0.00	234	173.00	173	1	1	FIRM	1	0.00	173	0.00	61
128	174	1	0.00	174	0.00	235	174.00	174	1	1	FIRM	1	0.00	174	0.00	61
129	175	32	0.12	5600	0.12	7599	175.00	175	1	1	FIRM	32	0.12	5600	0.12	1959
130	180	49	0.19	8820	0.19	11905	180.00	180	1	1	FIRM	49	0.19	8820	0.19	3685
131	184	2	0.01	368	0.01	497	184.00	184	1	1	FIRM	2	0.01	368	0.01	129
132	185	2	0.01	370	0.01	499	185.00	185	1	1	FIRM	2	0.01	370	0.01	129
133	190	47	0.18	8930	0.19	12063	190.00	190	1	1	FIRM	47	0.18	8930	0.19	3123
134	192	1	0.00	192	0.00	253	192.00	192	1	1	FIRM	1	0.00	192	0.00	67



Sr. No.	No. of Debentures applied for (Category wise)	Applications Received		Debentures Applied		Proportionate Debentures available	Allocation per Applicant		Ratio of allottees to applicants		Serial No. of Qualifying applicants	Successful Applicants		Debentures Allocated/allotted		No. of Debentures Surplus/Deficit [17-14]
		No. in Category	% To Total	No. in Category	% To Total		Before rounding off	After Rounding off	Ratio 1	Ratio 2		No. in category	% To Total	No. in Category	% To Total	
135	195	16	0.06	3320	0.07	4211	195.00	195	1	1	1 FIRM	16	0.06	3320	0.07	1.081
136	196	1	0.00	196	0.00	205	196.00	196	1	1	1 FIRM	1	0.00	196	0.00	69
137	197	2	0.01	394	0.01	532	197.00	197	1	1	1 FIRM	2	0.01	394	0.01	138
138	198	6	0.02	1188	0.03	1604	198.00	198	1	1	1 FIRM	6	0.02	1188	0.03	416
139	199	14	0.05	2786	0.06	3768	199.00	199	1	1	1 FIRM	14	0.05	2786	0.06	914
140	200	2889	11.16	577800	12.42	779896	200.00	200	1	1	1 FIRM	2889	11.16	577800	12.43	2.01.096
141	201	28	0.11	5628	0.12	7596	201.00	201	1	1	1 FIRM	28	0.11	5628	0.12	1.968
142	202	3	0.01	615	0.01	820	202.00	202	1	1	1 FIRM	3	0.01	615	0.01	215
143	203	5	0.02	1035	0.02	1397	203.00	203	1	1	1 FIRM	5	0.02	1035	0.02	362
144	204	7	0.03	1470	0.03	1964	204.00	204	1	1	1 FIRM	7	0.03	1470	0.03	514
145	205	1	0.00	211	0.00	285	205.00	205	1	1	1 FIRM	1	0.00	211	0.00	74
146	206	1	0.00	211	0.00	285	206.00	206	1	1	1 FIRM	1	0.00	211	0.00	74
147	207	2	0.01	430	0.01	580	207.00	207	1	1	1 FIRM	2	0.01	430	0.01	150
148	208	15	0.06	3100	0.07	4654	208.00	208	1	1	1 FIRM	15	0.06	3100	0.07	1.154
149	209	15	0.06	3175	0.07	4555	209.00	209	1	1	1 FIRM	15	0.06	3175	0.07	1.189
150	210	1	0.00	228	0.00	308	210.00	210	1	1	1 FIRM	1	0.00	228	0.00	80
151	211	11	0.04	2530	0.05	3415	211.00	211	1	1	1 FIRM	11	0.04	2530	0.05	885
152	212	19	0.07	4560	0.10	6155	212.00	212	1	1	1 FIRM	19	0.07	4560	0.10	1.595
153	213	448	1.73	112000	2.41	151174	213.00	213	1	1	1 FIRM	448	1.73	112000	2.41	39.174
154	214	3	0.01	753	0.02	1018	214.00	214	1	1	1 FIRM	3	0.01	753	0.02	263
155	215	2	0.01	504	0.01	680	215.00	215	1	1	1 FIRM	2	0.01	504	0.01	176
156	216	1	0.00	255	0.01	344	216.00	216	1	1	1 FIRM	1	0.00	255	0.01	89
157	217	10	0.04	2600	0.06	3528	217.00	217	1	1	1 FIRM	10	0.04	2600	0.06	909
158	218	2	0.01	528	0.01	713	218.00	218	1	1	1 FIRM	2	0.01	528	0.01	185
159	219	1	0.00	265	0.01	358	219.00	219	1	1	1 FIRM	1	0.00	265	0.01	95
160	220	1	0.00	268	0.01	362	220.00	220	1	1	1 FIRM	1	0.00	268	0.01	94
161	221	11	0.04	2970	0.06	4009	221.00	221	1	1	1 FIRM	11	0.04	2970	0.06	1.039
162	222	3	0.01	822	0.02	1110	222.00	222	1	1	1 FIRM	3	0.01	822	0.02	288
163	223	5	0.02	1375	0.03	1856	223.00	223	1	1	1 FIRM	5	0.02	1375	0.03	481
164	224	2	0.01	554	0.01	748	224.00	224	1	1	1 FIRM	2	0.01	554	0.01	194
165	225	1	0.00	278	0.01	375	225.00	225	1	1	1 FIRM	1	0.00	278	0.01	97
166	226	3	0.01	840	0.02	1134	226.00	226	1	1	1 FIRM	3	0.01	840	0.02	294
167	227	1	0.00	282	0.01	381	227.00	227	1	1	1 FIRM	1	0.00	282	0.01	99
168	228	1	0.00	286	0.01	386	228.00	228	1	1	1 FIRM	1	0.00	286	0.01	100
169	229	5	0.02	1450	0.03	1957	229.00	229	1	1	1 FIRM	5	0.02	1450	0.03	507
170	230	1	0.00	297	0.01	401	230.00	230	1	1	1 FIRM	1	0.00	297	0.01	104
171	231	1352	5.22	405600	8.72	547466	231.00	231	1	1	1 FIRM	1352	5.22	405600	8.73	1.41.666
172	232	2	0.01	602	0.01	813	232.00	232	1	1	1 FIRM	2	0.01	602	0.01	211
173	233	1	0.00	306	0.01	413	233.00	233	1	1	1 FIRM	1	0.00	306	0.01	107
174	234	6	0.02	1860	0.04	2511	234.00	234	1	1	1 FIRM	6	0.02	1860	0.04	651
175	235	2	0.00	311	0.01	420	235.00	235	1	1	1 FIRM	2	0.00	311	0.01	109
176	236	1	0.00	314	0.01	424	236.00	236	1	1	1 FIRM	1	0.00	314	0.01	110
177	237	1	0.00	315	0.01	425	237.00	237	1	1	1 FIRM	1	0.00	315	0.01	111
178	238	8	0.02	1920	0.04	2592	238.00	238	1	1	1 FIRM	8	0.02	1920	0.04	672
179	239	4	0.02	1320	0.03	1755	239.00	239	1	1	1 FIRM	4	0.02	1320	0.03	455
180	240	2	0.01	660	0.01	891	240.00	240	1	1	1 FIRM	2	0.01	660	0.01	231
181	241	1	0.00	332	0.01	448	241.00	241	1	1	1 FIRM	1	0.00	332	0.01	116
182	242	1	0.00	333	0.01	449	242.00	242	1	1	1 FIRM	1	0.00	333	0.01	116
183	243	5	0.02	1700	0.04	2295	243.00	243	1	1	1 FIRM	5	0.02	1700	0.04	595
184	244	1	0.00	345	0.01	466	244.00	244	1	1	1 FIRM	1	0.00	345	0.01	121
185	245	97	0.37	33950	0.73	45825	245.00	245	1	1	1 FIRM	97	0.37	33950	0.73	11.875
186	246	1	0.00	351	0.01	474	246.00	246	1	1	1 FIRM	1	0.00	351	0.01	123
187	247	2	0.00	355	0.01	479	247.00	247	1	1	1 FIRM	2	0.00	355	0.01	124
188	248	1	0.00	359	0.01	485	248.00	248	1	1	1 FIRM	1	0.00	359	0.01	126
189	249	1	0.00	360	0.01	486	249.00	249	1	1	1 FIRM	1	0.00	360	0.01	126



Sr. No.	No. of Debentures applied for (Category wise)	Applications Received		Debentures Applied		Proportionate Debentures available	Allocation per Applicant		Ratio of Allottees to applicants		Serial No. of Qualifying applicants	Successful Applicants		Debentures Allocated/allotted		No. of Debentures Surplus/Defec t (7)-(14)
		No. in Category	% To Total	Nos in Category	% To Total		Before rounding off	After Rounding off	Ratio 1	Ratio 2		Nos in category	% To Total	Nos in Category	% To Total	
150	370	4	0.02	1480	0.05	1998	570.00	370	1	1	1 FIRM	4	0.02	1480	0.05	518
151	371	1	0.00	371	0.01	501	571.00	371	1	1	1 FIRM	1	0.00	371	0.01	130
152	375	7	0.02	2625	0.06	3543	375.00	375	1	1	1 FIRM	7	0.05	2625	0.06	918
153	380	3	0.01	1140	0.02	1539	380.00	380	1	1	1 FIRM	3	0.01	1140	0.02	399
154	383	1	0.00	383	0.01	517	383.00	383	1	1	1 FIRM	1	0.00	383	0.01	134
155	390	1	0.00	390	0.01	526	390.00	390	1	1	1 FIRM	1	0.00	390	0.01	136
156	395	1	0.00	395	0.01	533	395.00	395	1	1	1 FIRM	1	0.00	395	0.01	138
157	400	479	1.35	191600	4.12	258826	400.00	400	1	1	1 FIRM	479	1.35	191600	4.12	67,016
158	401	2	0.01	802	0.02	1083	401.00	401	1	1	1 FIRM	2	0.01	802	0.02	281
159	410	2	0.01	820	0.02	1107	410.00	410	1	1	1 FIRM	2	0.01	820	0.02	287
160	420	3	0.01	1260	0.03	1701	420.00	420	1	1	1 FIRM	3	0.01	1260	0.03	461
161	421	1	0.00	421	0.01	568	421.00	421	1	1	1 FIRM	1	0.00	421	0.01	147
162	425	4	0.02	1700	0.04	2295	425.00	425	1	1	1 FIRM	4	0.02	1700	0.04	595
163	430	5	0.02	2580	0.06	3452	430.00	430	1	1	1 FIRM	5	0.02	2580	0.06	902
164	431	1	0.00	431	0.01	582	431.00	431	1	1	1 FIRM	1	0.00	431	0.01	151
165	435	1	0.00	435	0.01	587	435.00	435	1	1	1 FIRM	1	0.00	435	0.01	152
166	440	4	0.02	1760	0.04	2376	440.00	440	1	1	1 FIRM	4	0.02	1760	0.04	616
167	450	39	0.15	17550	0.38	23685	450.00	450	1	1	1 FIRM	39	0.15	17550	0.38	6,138
168	455	1	0.00	455	0.01	614	455.00	455	1	1	1 FIRM	1	0.00	455	0.01	159
169	460	4	0.02	1840	0.04	2484	460.00	460	1	1	1 FIRM	4	0.02	1840	0.04	644
170	464	1	0.00	464	0.01	626	464.00	464	1	1	1 FIRM	1	0.00	464	0.01	162
171	465	1	0.00	465	0.01	628	465.00	465	1	1	1 FIRM	1	0.00	465	0.01	163
172	470	3	0.01	1410	0.03	1903	470.00	470	1	1	1 FIRM	3	0.01	1410	0.03	493
173	475	3	0.01	1425	0.03	1923	475.00	475	1	1	1 FIRM	3	0.01	1425	0.03	498
174	480	4	0.02	1920	0.04	2592	480.00	480	1	1	1 FIRM	4	0.02	1920	0.04	672
175	485	1	0.00	485	0.01	656	485.00	485	1	1	1 FIRM	1	0.00	485	0.01	170
176	490	10	0.04	4900	0.11	6524	490.00	490	1	1	1 FIRM	10	0.04	4900	0.11	1,714
177	492	1	0.00	492	0.01	664	492.00	492	1	1	1 FIRM	1	0.00	492	0.01	172
178	495	5	0.02	2475	0.05	3341	495.00	495	1	1	1 FIRM	5	0.02	2475	0.05	856
179	496	1	0.00	496	0.01	669	496.00	496	1	1	1 FIRM	1	0.00	496	0.01	173
180	498	2	0.01	996	0.02	1344	498.00	498	1	1	1 FIRM	2	0.01	996	0.02	348
181	499	24	0.09	11976	0.26	16145	499.00	499	1	1	1 FIRM	24	0.09	11976	0.26	4,189
182	500	1677	5.48	838500	18.03	1131781	500.00	500	1	1	1 FIRM	1677	5.48	838500	18.03	2,93,382
183	501	1	0.00	501	0.01	676	501.00	501	1	1	1 FIRM	1	0.00	501	0.01	175
184	505	1	0.00	505	0.01	682	505.00	505	1	1	1 FIRM	1	0.00	505	0.01	177
185	510	3	0.01	1530	0.03	2055	510.00	510	1	1	1 FIRM	3	0.01	1530	0.03	535
186	511	1	0.00	511	0.01	690	511.00	511	1	1	1 FIRM	1	0.00	511	0.01	179
187	520	1	0.00	520	0.01	702	520.00	520	1	1	1 FIRM	1	0.00	520	0.01	182
188	525	2	0.01	1050	0.02	1417	525.00	525	1	1	1 FIRM	2	0.01	1050	0.02	367
189	530	1	0.00	530	0.01	715	530.00	530	1	1	1 FIRM	1	0.00	530	0.01	185
190	540	2	0.01	1080	0.02	1458	540.00	540	1	1	1 FIRM	2	0.01	1080	0.02	378
191	550	18	0.07	9900	0.21	13367	550.00	550	1	1	1 FIRM	18	0.07	9900	0.21	3,469
192	555	1	0.00	555	0.01	749	555.00	555	1	1	1 FIRM	1	0.00	555	0.01	194
193	560	4	0.02	2240	0.05	3023	560.00	560	1	1	1 FIRM	4	0.02	2240	0.05	783
194	575	2	0.01	1140	0.02	1539	575.00	575	1	1	1 FIRM	2	0.01	1140	0.02	399
195	580	2	0.01	1160	0.02	1566	580.00	580	1	1	1 FIRM	2	0.01	1160	0.02	406
196	590	1	0.00	590	0.01	796	590.00	590	1	1	1 FIRM	1	0.00	590	0.01	205
197	593	1	0.00	593	0.01	800	593.00	593	1	1	1 FIRM	1	0.00	593	0.01	207
198	595	3	0.01	1785	0.04	2409	595.00	595	1	1	1 FIRM	3	0.01	1785	0.04	624
199	600	163	0.63	81000	2.10	108007	600.00	600	1	1	1 FIRM	163	0.63	81000	2.10	34,207
200	601	7	0.03	4207	0.09	5678	601.00	601	1	1	1 FIRM	7	0.03	4207	0.09	1,471
201	620	1	0.00	620	0.01	837	620.00	620	1	1	1 FIRM	1	0.00	620	0.01	217
202	630	1	0.00	630	0.01	850	630.00	630	1	1	1 FIRM	1	0.00	630	0.01	220
203	635	1	0.00	635	0.01	857	635.00	635	1	1	1 FIRM	1	0.00	635	0.01	222



Sr. No.	No. of Debentures applied for (Category wise)	Applications Received		Debentures Applied		Proportionate Debentures available	Allocation per Applicant		Ratio of Allottees to applicants		Serial No. of Qualifying applicants	Successful Applicants		Debentures Allocated/Allotted		No. of Debentures Surplus/Deficit [7-14]
		No. in Category	% To Total	Nos in Category	% To Total		Before rounding off	After Rounding off	Ratio 1	Ratio 2		No.s in category	% To Total	Nos in Category	% To Total	
245	642	1	0.00	642	0.01	867	642.00	642	1	1	1 FIRM	1	0.00	642	0.01	225
246	650	11	0.04	7150	0.15	9651	650.00	650	1	1	1 FIRM	11	0.04	7150	0.15	2501
247	655	1	0.00	655	0.01	854	655.00	655	1	1	1 FIRM	1	0.00	655	0.01	239
248	660	2	0.01	1320	0.03	1782	660.00	660	1	1	1 FIRM	2	0.01	1320	0.03	462
249	665	1	0.00	665	0.01	898	665.00	665	1	1	1 FIRM	1	0.00	665	0.01	235
250	675	1	0.00	675	0.01	911	675.00	675	1	1	1 FIRM	1	0.00	675	0.01	236
251	700	90	0.35	63000	1.35	85035	700.00	700	1	1	1 FIRM	90	0.35	63000	1.35	22835
252	710	1	0.00	710	0.01	958	710.00	710	1	1	1 FIRM	1	0.00	710	0.01	248
253	720	1	0.00	720	0.01	972	720.00	720	1	1	1 FIRM	1	0.00	720	0.01	252
254	727	1	0.00	727	0.01	981	727.00	727	1	1	1 FIRM	1	0.00	727	0.01	254
255	730	2	0.01	1460	0.03	1971	730.00	730	1	1	1 FIRM	2	0.01	1460	0.03	511
256	750	29	0.11	21750	0.47	29357	750.00	750	1	1	1 FIRM	29	0.11	21750	0.47	7507
257	765	1	0.00	765	0.01	1033	765.00	765	1	1	1 FIRM	1	0.00	765	0.01	268
258	770	1	0.00	770	0.01	1039	770.00	770	1	1	1 FIRM	1	0.00	770	0.01	266
259	780	1	0.00	780	0.01	1053	780.00	780	1	1	1 FIRM	1	0.00	780	0.01	272
260	800	72	0.28	57600	1.24	77747	800.00	800	1	1	1 FIRM	72	0.28	57600	1.24	26147
261	801	4	0.01	3204	0.07	4325	801.00	801	1	1	1 FIRM	4	0.01	3204	0.07	1221
262	830	1	0.00	830	0.01	1120	830.00	830	1	1	1 FIRM	1	0.00	830	0.01	290
263	850	10	0.04	8500	0.18	11473	850.00	850	1	1	1 FIRM	10	0.04	8500	0.18	2973
264	850	2	0.01	1750	0.04	2376	850.00	850	1	1	1 FIRM	2	0.01	1750	0.04	616
265	900	49	0.19	44100	0.95	59525	900.00	900	1	1	1 FIRM	49	0.19	44100	0.95	15425
266	950	7	0.03	6650	0.14	8576	950.00	950	1	1	1 FIRM	7	0.03	6650	0.14	2326
267	957	1	0.00	957	0.02	1232	957.00	957	1	1	1 FIRM	1	0.00	957	0.02	335
268	958	1	0.00	958	0.02	1239	958.00	958	1	1	1 FIRM	1	0.00	958	0.02	335
269	970	1	0.00	970	0.02	1309	970.00	970	1	1	1 FIRM	1	0.00	970	0.02	339
270	975	2	0.01	1950	0.04	2632	975.00	975	1	1	1 FIRM	2	0.01	1950	0.04	682
271	990	17	0.07	16830	0.36	22717	990.00	990	1	1	1 FIRM	17	0.07	16830	0.36	5887
272	995	3	0.01	2985	0.06	4029	995.00	995	1	1	1 FIRM	3	0.01	2985	0.06	1044
273	999	2	0.01	1998	0.04	2697	999.00	999	1	1	1 FIRM	2	0.01	1998	0.04	699
274	1000	858	3.31	858000	18.45	1158192	1000.00	1000	1	1	1 FIRM	858	3.31	858000	18.47	300102
GRAND TOTAL		25892	100.00	4651104	100.00	6277915						25892	100.00	4651104	100.00	1626811

BSE Limited	Exchange	Name	Signature
Shriram Transport Finance Company Limited	Issuer	NAME VIVEK ACHAL	Signature
Axis Bank Limited	Lead Manager	NAME SHALISA S. NERURKAR	Signature
AK Capital Services Limited	Lead Manager	NAME KRISH SANGHVI	Signature
Edelweiss Financial Services Limited	Lead Manager	NAME VINAY PAI	Signature
J M Financial Limited	Lead Manager	NAME Gitesh Varganadas	Signature
Trust Investment Advisors Pvt Limited	Lead Manager	NAME Vikram Thirani	Signature
Integrated Registry Management Services Private Limited	Registrar	NAME SURESH BABU-1	Signature

DATED: FEBRUARY 5 2019

